

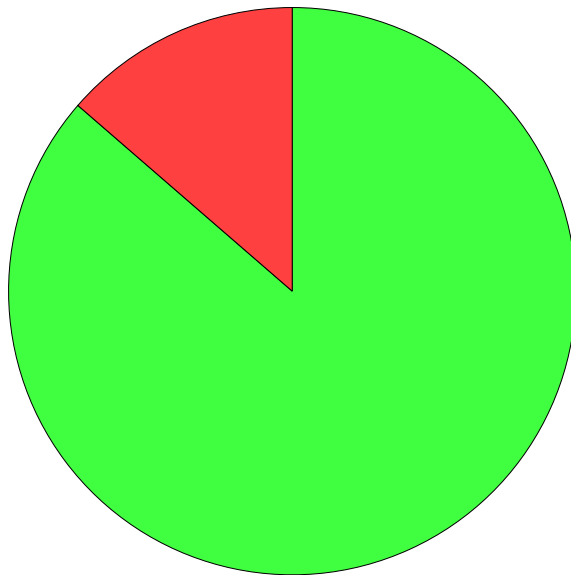
## Report Settings Summary



Event	<b>Housing Allocations Scheme - 1st year review</b>
Total Responses	<b>22</b>
Total Respondents	<b>21</b>
Questions	<i>Custom selection (see Table Of Contents)</i>
Filter	<i>(none)</i>
Pivot	<i>(none)</i>
Document Name	Housing Allocation scheme - 1st yr review Final Results
Created on	2014-09-19 09:21:37
Created by	Dawn Shepherd

**Question 1 – Transfer properties**Question responses: **22 (100.00%)**

The new policy states:

Do you think the 25% quota of properties advertised for Transferring tenants is adequate?

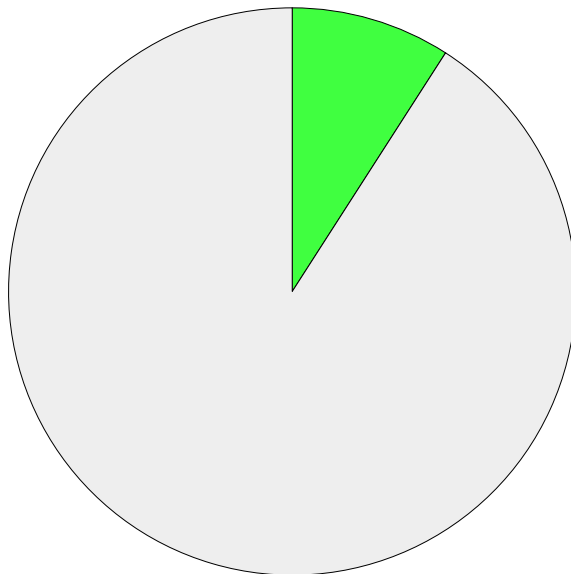


	<b>% Total</b>	<b>% Answer</b>	<b>Count</b>
 Yes	86.36%	86.36%	19
 No	13.64%	13.64%	3
Total	100.00%	100.00%	22

### Specify

Question responses: **2 (9.09%)**

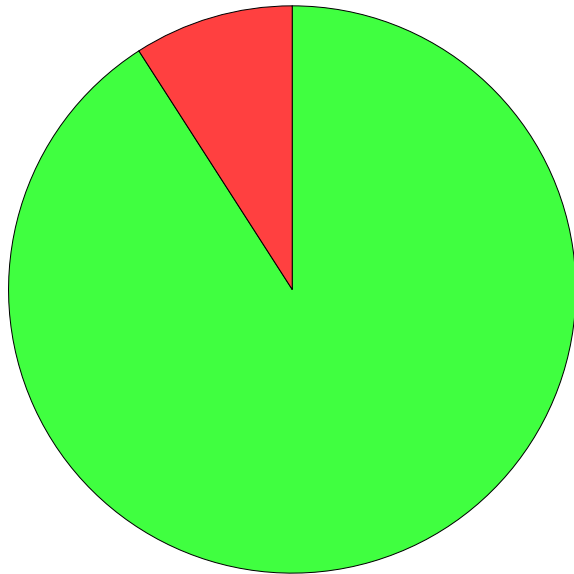
If no, please say why





	% Total	% Answer	Count
<span style="color: green;">■</span> [Responses]	9.09%	100.00%	2
<span style="color: grey;">■</span> [No Response]	90.91%	--	20
Total	100.00%	100.00%	22

**Question 2 – Property types**Question responses: **22 (100.00%)**

Do we need to apply the 75/25% quota equally across all property types?

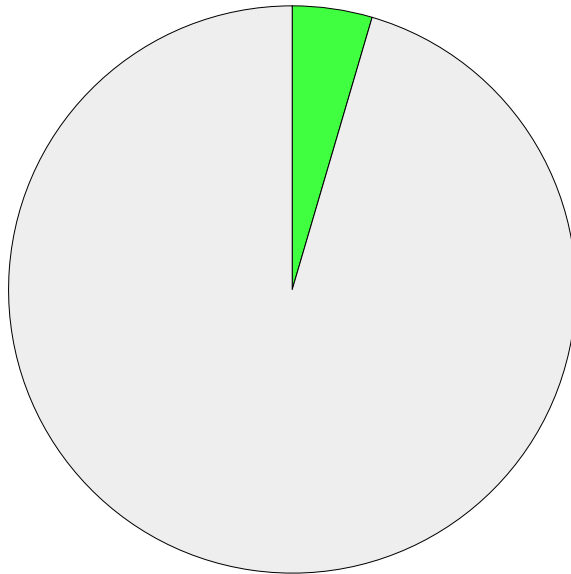


	<b>% Total</b>	<b>% Answer</b>	<b>Count</b>
 Yes	90.91%	90.91%	20
 No	9.09%	9.09%	2
Total	100.00%	100.00%	22

### Specify

Question responses: **1 (4.55%)**

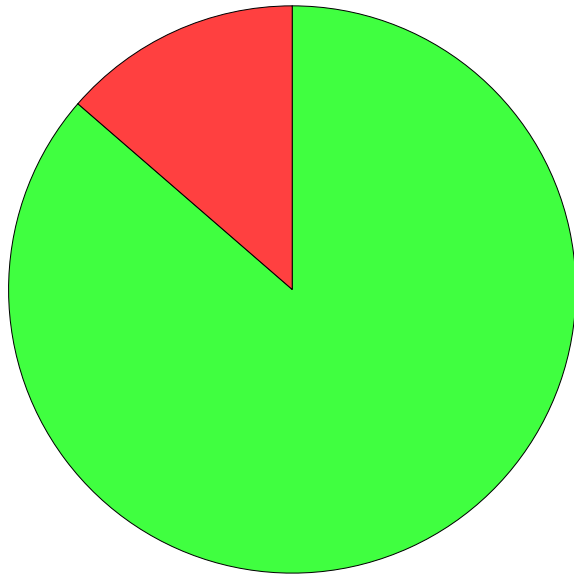
If no, please say why





	% Total	% Answer	Count
<span style="color: green;">■</span> [Responses]	4.55%	100.00%	1
<span style="color: grey;">■</span> [No Response]	95.45%	--	21
Total	100.00%	100.00%	22

**Question 3 – Working households**Question responses: **22 (100.00%)**

Is the quota set aside for Working Households operating effectively?

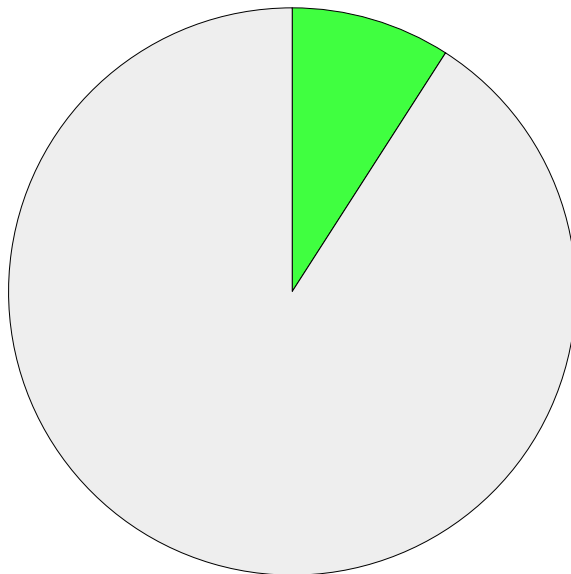


	<b>% Total</b>	<b>% Answer</b>	<b>Count</b>
 Yes	86.36%	86.36%	19
 No	13.64%	13.64%	3
Total	100.00%	100.00%	22

### Specify

Question responses: **2 (9.09%)**

If no, please say why

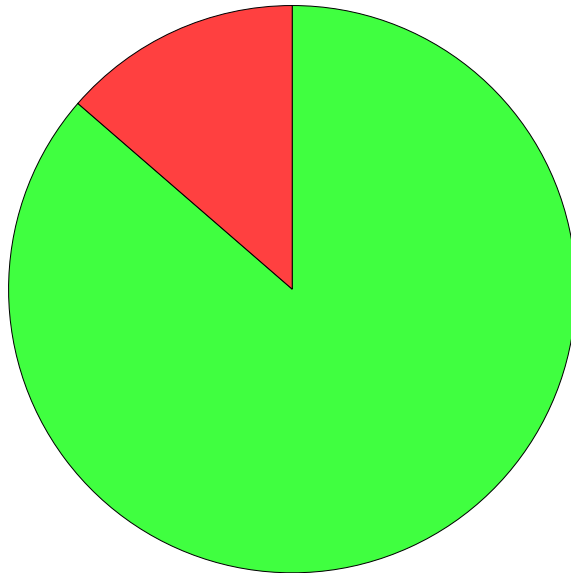




	% Total	% Answer	Count
<span style="color: green;">■</span> [Responses]	9.09%	100.00%	2
<span style="color: grey;">■</span> [No Response]	90.91%	--	20
Total	100.00%	100.00%	22

**Question 4 – Adapted properties**Question responses: **22 (100.00%)**

The new policy states:

Is it right to advertise adapted properties only for people needing the adaptations?



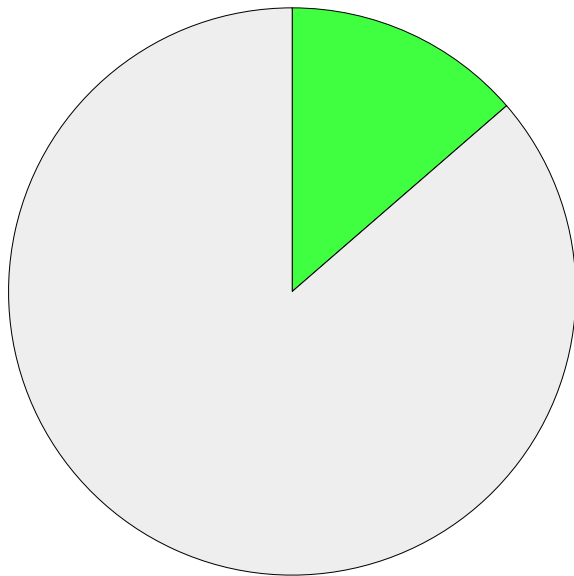
	<b>% Total</b>	<b>% Answer</b>	<b>Count</b>
 Yes	86.36%	86.36%	19
 No	13.64%	13.64%	3
Total	100.00%	100.00%	22



### Specify

Question responses: **3 (13.64%)**

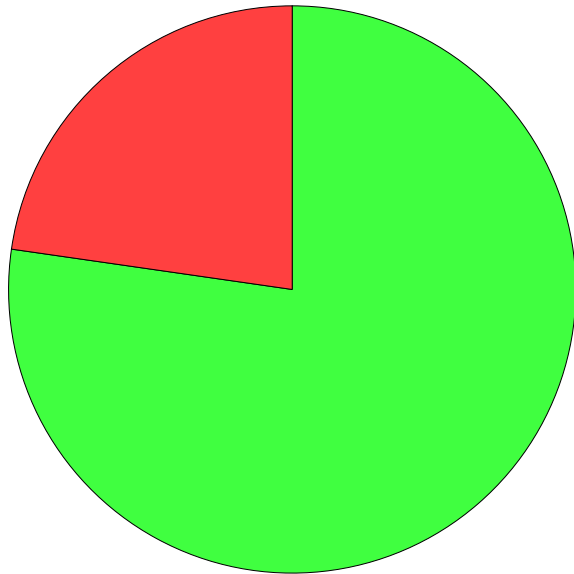
If no, please say why





	% Total	% Answer	Count
<span style="color: green;">■</span> [Responses]	13.64%	100.00%	3
<span style="color: lightgrey;">■</span> [No Response]	86.36%	--	19
Total	100.00%	100.00%	22

**Question 5 – Refusals**Question responses: **22 (100.00%)**

Are three refusals too many?

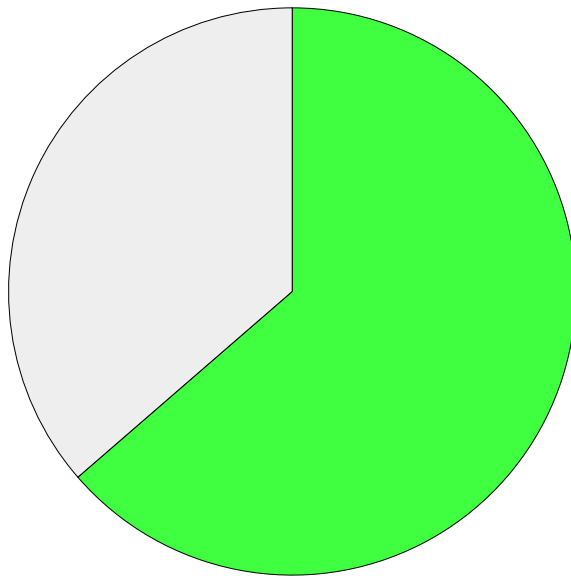


	<b>% Total</b>	<b>% Answer</b>	<b>Count</b>
 Yes	77.27%	77.27%	17
 No	22.73%	22.73%	5
<b>Total</b>	<b>100.00%</b>	<b>100.00%</b>	<b>22</b>

### Specify

Question responses: **14 (63.64%)**

If yes, please say why

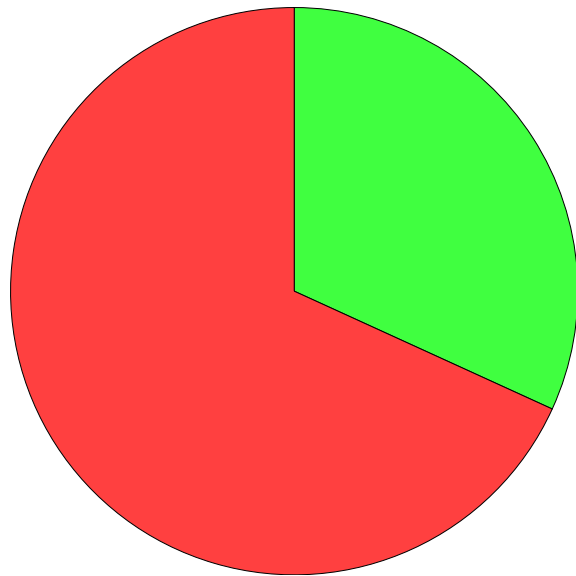




	% Total	% Answer	Count
<span style="color: green;">■</span> [Responses]	63.64%	100.00%	14
<span style="color: grey;">■</span> [No Response]	36.36%	--	8
Total	100.00%	100.00%	22

**Question 6 - Under-Occupation**Question responses: **22 (100.00%)**

The new policy introduced incentives for households who were downsizing. The incentives are:

Do you think that the financial scheme is too generous and should be discontinued or changed?

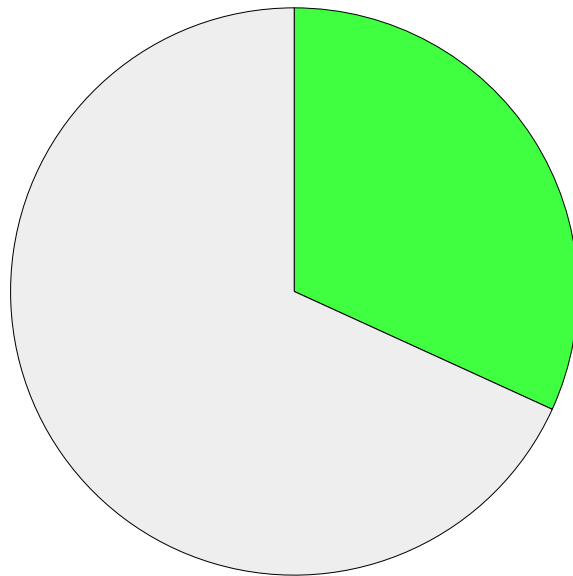


	<b>% Total</b>	<b>% Answer</b>	<b>Count</b>
 Yes	31.82%	31.82%	7
 No	68.18%	68.18%	15
Total	100.00%	100.00%	22

### Specify

Question responses: 7 (31.82%)

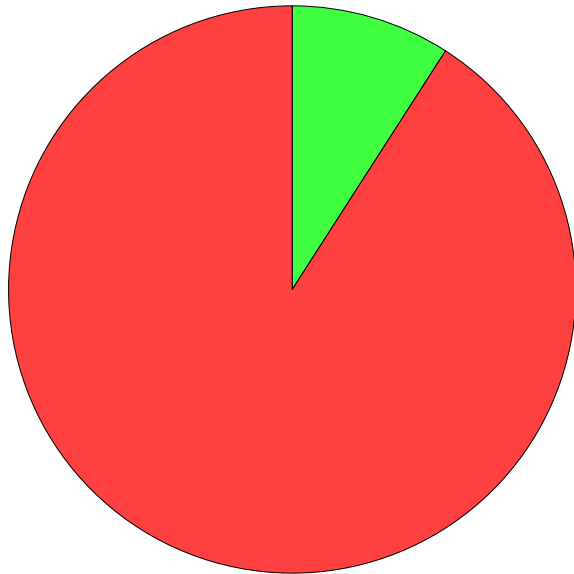
If yes, please say why and what alternatives you think would be appropriate.





	% Total	% Answer	Count
<span style="color: green;">■</span> [Responses]	31.82%	100.00%	7
<span style="color: grey;">■</span> [No Response]	68.18%	--	15
Total	100.00%	100.00%	22

**Question 7 - Armed forces**Question responses: **22 (100.00%)**

Is too much priority given to members/former members of the armed forces?

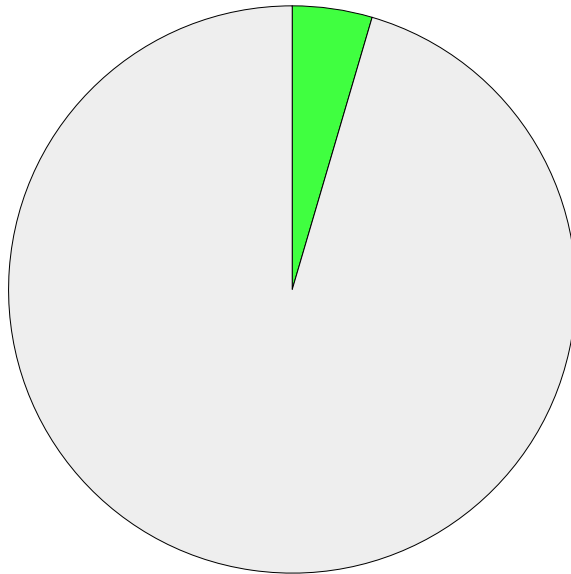


	<b>% Total</b>	<b>% Answer</b>	<b>Count</b>
 Yes	9.09%	9.09%	2
 No	90.91%	90.91%	20
Total	100.00%	100.00%	22

### Specify

Question responses: **1 (4.55%)**

If yes, please say why

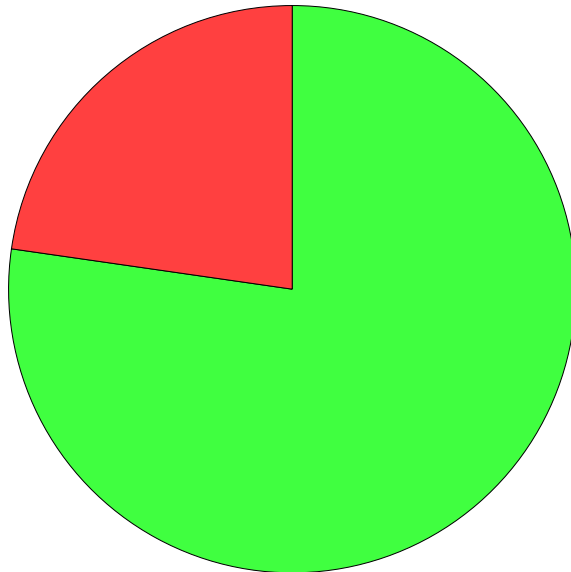




	% Total	% Answer	Count
<span style="color: green;">■</span> [Responses]	4.55%	100.00%	1
<span style="color: grey;">■</span> [No Response]	95.45%	--	21
Total	100.00%	100.00%	22

**Question 8 - Priority bidding**Question responses: **22 (100.00%)**

Most applicants with a priority are allowed 12 months of priority bidding before losing their priority. This used to be 3 months. This can lead to applicants remaining in unsuitable, and in some cases unsafe, accommodation whilst exercising their right to wait for the full 12 months e.g. applicants with a medical priority.

Do you think the priority time limit needs to be reduced?



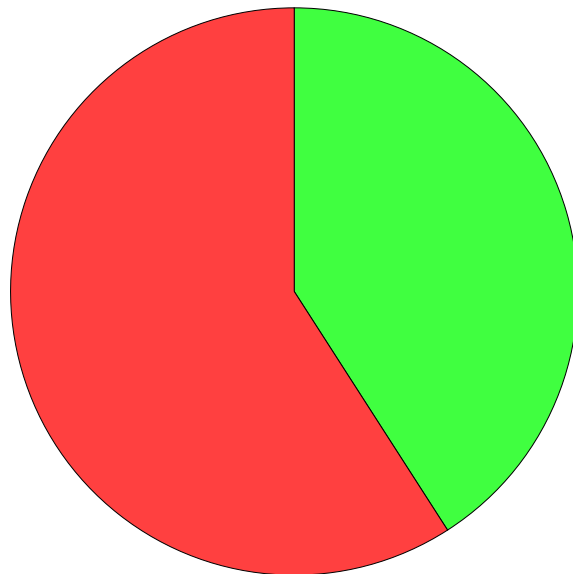
	<b>% Total</b>	<b>% Answer</b>	<b>Count</b>
 Yes	77.27%	77.27%	17
 No	22.73%	22.73%	5
Total	100.00%	100.00%	22



### Question 9 - Any other comments?

Question responses: **22 (100.00%)**

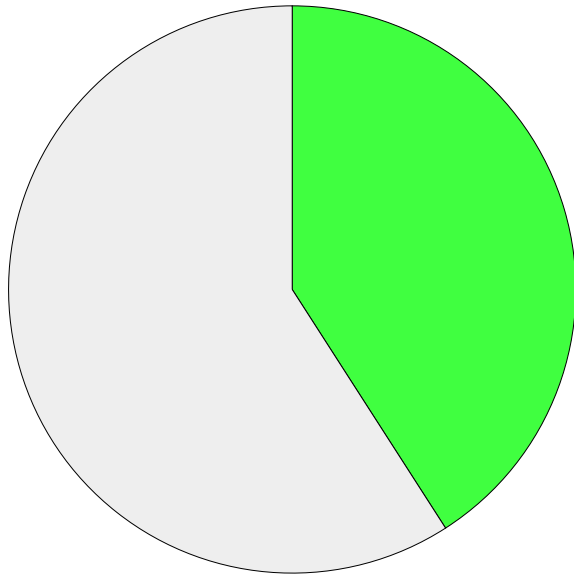
Is there anything else you would like to tell us about your experience of using the new allocations scheme?





	% Total	% Answer	Count
<span style="color: green;">■</span> Yes	40.91%	40.91%	9
<span style="color: red;">■</span> No	59.09%	59.09%	13
<b>Total</b>	<b>100.00%</b>	<b>100.00%</b>	<b>22</b>

**Specify**Question responses: **9 (40.91%)**

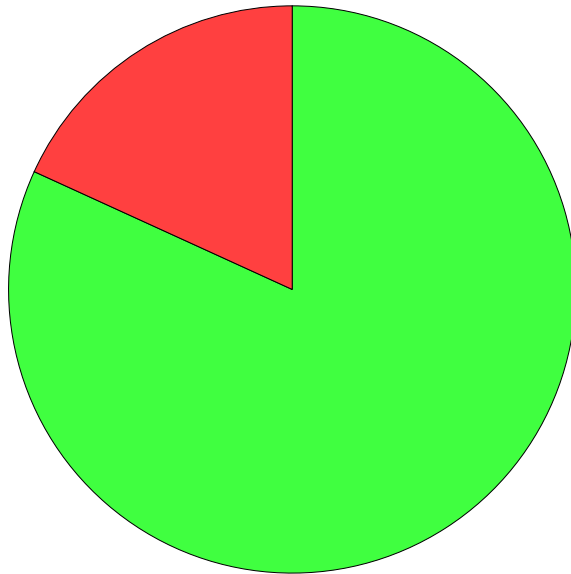
If yes, please tell us below:





	<b>% Total</b>	<b>% Answer</b>	<b>Count</b>
 [Responses]	40.91%	100.00%	9
 [No Response]	59.09%	--	13
<b>Total</b>	<b>100.00%</b>	<b>100.00%</b>	<b>22</b>

**Question 10 - The Online Application Form**Question responses: **22 (100.00%)**

Have you used the online application form yourself or helped someone else to use it?

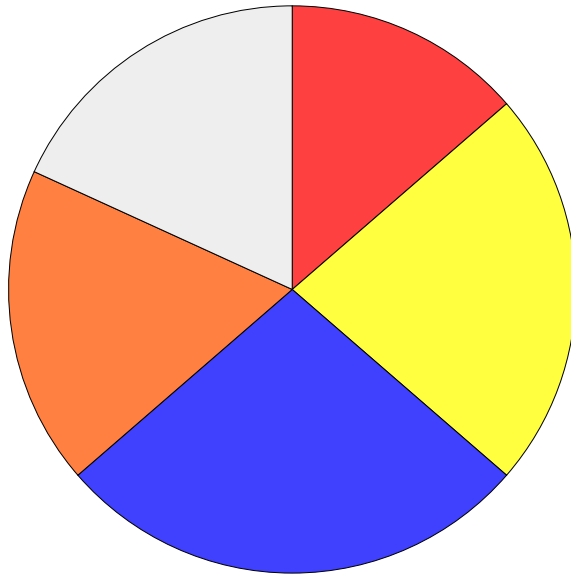


	<b>% Total</b>	<b>% Answer</b>	<b>Count</b>
 Yes	81.82%	81.82%	18
 No	18.18%	18.18%	4
Total	100.00%	100.00%	22

## Using the online form

Question responses: **18 (81.82%)**

If you answered yes - please tell us how easy or difficult you found it to use

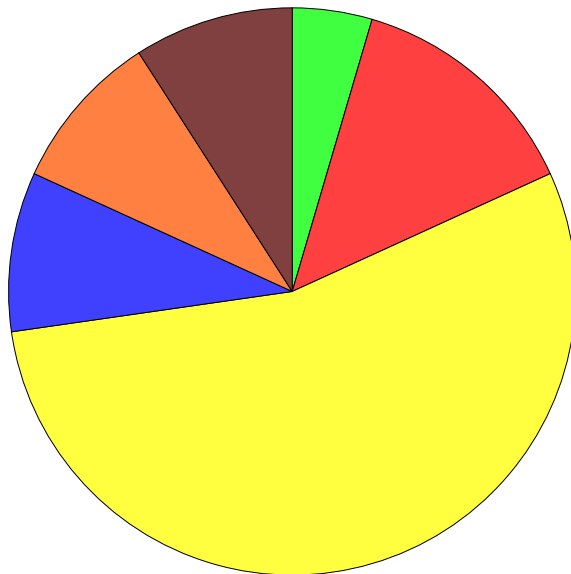








	% Total	% Answer	Count
<span style="color: green;">■</span> very difficult	0.00%	0.00%	0
<span style="color: red;">■</span> quite difficult	13.64%	16.67%	3
<span style="color: yellow;">■</span> neither easy or difficult	22.73%	27.78%	5
<span style="color: blue;">■</span> quite easy	27.27%	33.33%	6
<span style="color: orange;">■</span> very easy	18.18%	22.22%	4
<span style="color: lightgrey;">■</span> [No Response]	18.18%	--	4
<b>Total</b>	<b>100.00%</b>	<b>100.00%</b>	<b>22</b>

## Description of user

 Question responses: **22 (100.00%)**

Please indicate which best describes you:

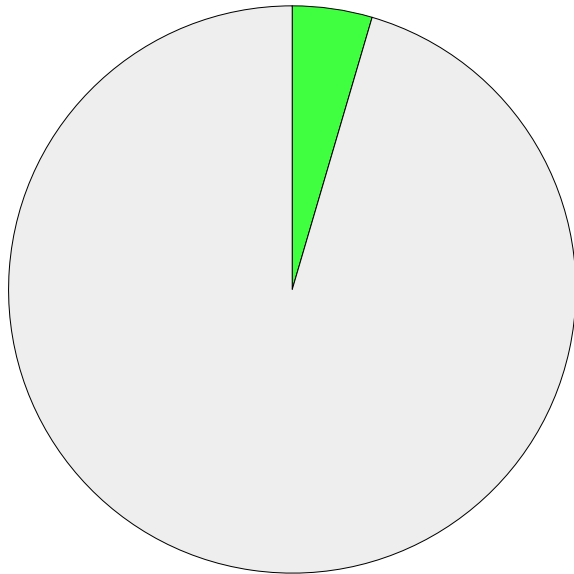


	% Total	% Answer	Count
 Thurrock Councillor	4.55%	4.55%	1
 Thurrock Council staff - non housing	13.64%	13.64%	3
 Thurrock Council staff - housing	54.55%	54.55%	12
 Other professional	9.09%	9.09%	2
 Support worker	9.09%	9.09%	2
 Other	9.09%	9.09%	2
<b>Total</b>	<b>100.00%</b>	<b>100.00%</b>	<b>22</b>

## Other

Question responses: **1 (4.55%)**

If other, please specify



	% Total	% Answer	Count
<span style="color: green;">■</span> [Responses]	4.55%	100.00%	1
<span style="color: grey;">■</span> [No Response]	95.45%	--	21
Total	100.00%	100.00%	22